




= Open




= Lock




△ = A1

1




2




Ensure tool is OPEN

3




Find gold A1 triangles ( )

4




Align Tool & Processor A1

5




Insert processor fully then LOCK tool

6




Ensure A1 aligned & processor locked in tool

7




Align Tool & Socket A1


8



Tool MUST be flush with metal frame




9




OPEN tool to release

10



Lift tool vertically

11



Ensure 4 corners inside socket

Processor Installation

G44621-01

1